



**NEW COMPACT MODULES GENERATION**



The PW6-110 is Photowatt's new born high efficiency module. Easy to handle, this module delivers a maximum power with an optimal size.

The PW6-110 module uses Photowatt's multicrystalline technology. The solar cells are individually characterized and electronically matched prior to interconnection. Encapsulation is realised between the high transmission tempered glass and the resistant thermal setting Tedlar®. The encapsulant, ethylene vinyl acetate, cushions the solar cells within the laminate and protect the cells from etching. The rear surface of the module is completely sealed from moisture and mechanical damage by a continuous high strength polymer sheet.

With a tolerance improvement to +/-3%, the PW6-110 module ensures more power homogeneity in installations, and a financial investment corresponding to the real power produced.

**APPLICATIONS**

- Grid connected large scale system
- Power plants
- Buildings integration
- Water pumping
- Telecommunications
- Rural electrification

- High efficiency modules
- 4x9 6' inch cells (150 x 150 mm)
- Reinforced anodised aluminium frame
- **Product warranty : 5 years\***
- **Efficiency warranty : 25 years\***
- **Power tolerance : +/- 3%**
- **Quality assurance : ESTI (61215), TÜV (Safety Class II), PVGap, ISO 9001...**



PACKING INFORMATION		
Module weight	Kg	12.5
Module size	mm	1424 x 655 x 38
Packing configuration	modules	2 per cartons
Packing size	mm	1563 x 689 x 102
Modules packed weight	Kg	27
Maximum pallet size (34 modules)	mm	1600 x 700 x 1770
Maximum pallet weight	Kg	474

PW6-110		12 V Configuration
Typical power	W	110
Minimum power	W	106
Voltage at typical power	V	17,2
Current at typical power	A	6,4
Short circuit current	A	6,9
Open circuit voltage	V	21,7
Maximum system voltage	V	770V DC
Temperature coefficient	$\alpha = +2,085 \text{ mA/}^\circ\text{C}$ ; $\beta = -79 \text{ mV/}^\circ\text{C}$ ; $\gamma \text{ P/P} = -0,43 \text{ \% } /^\circ\text{C}$	
<b>Power specifications at 1000 W/m<sup>2</sup> : 25°C : AM 1,5</b>		

\* According to general warranty conditions

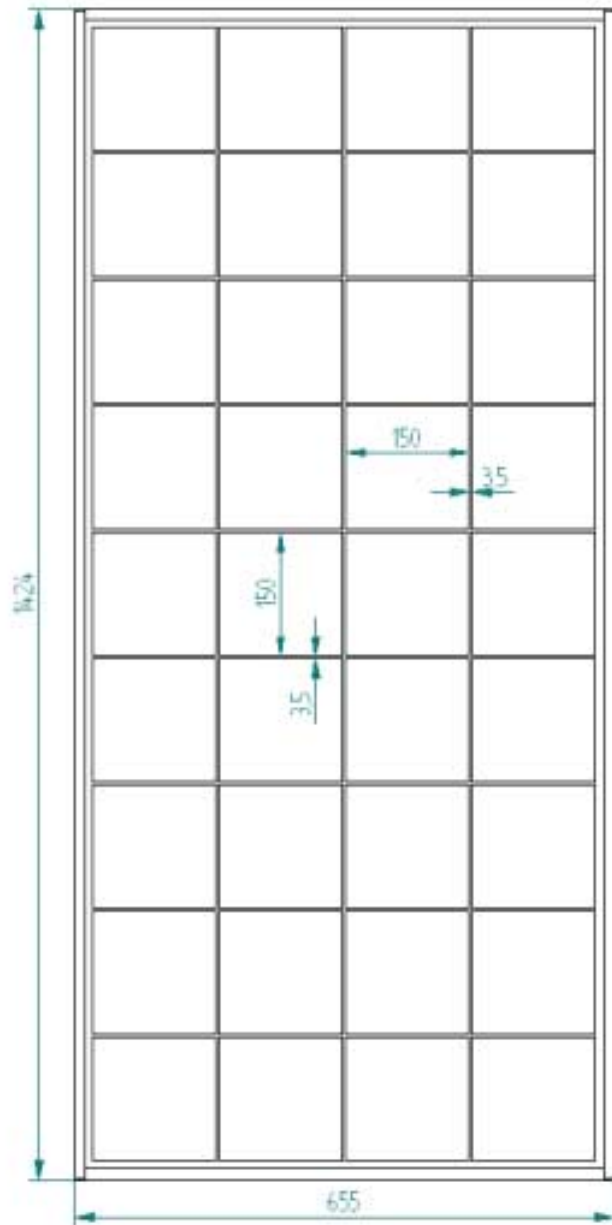


**PHOTOWATT**

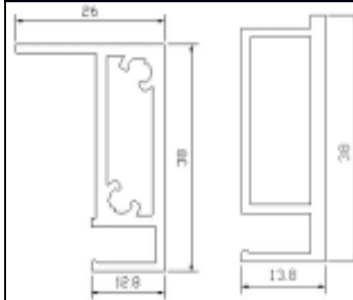
Solutions for natural power

33 Rue Saint Honoré – Z.I. Champfleuri  
 38300 Bourgoin-Jallieu - FRANCE  
 Phone +33 (0)4 74 93 80 20 - Fax +33 (0)4 74 93 80 40  
 www.photowatt.com - marketing@photowatt.com

January 2005 - The characteristics of this document are representative of the products and have no contractual value. Subject to products improvements, Photowatt reserves the right to modify the characteristics without prior notification.



FRAME DETAILS




The mounting frame screw not passing beyond the frame

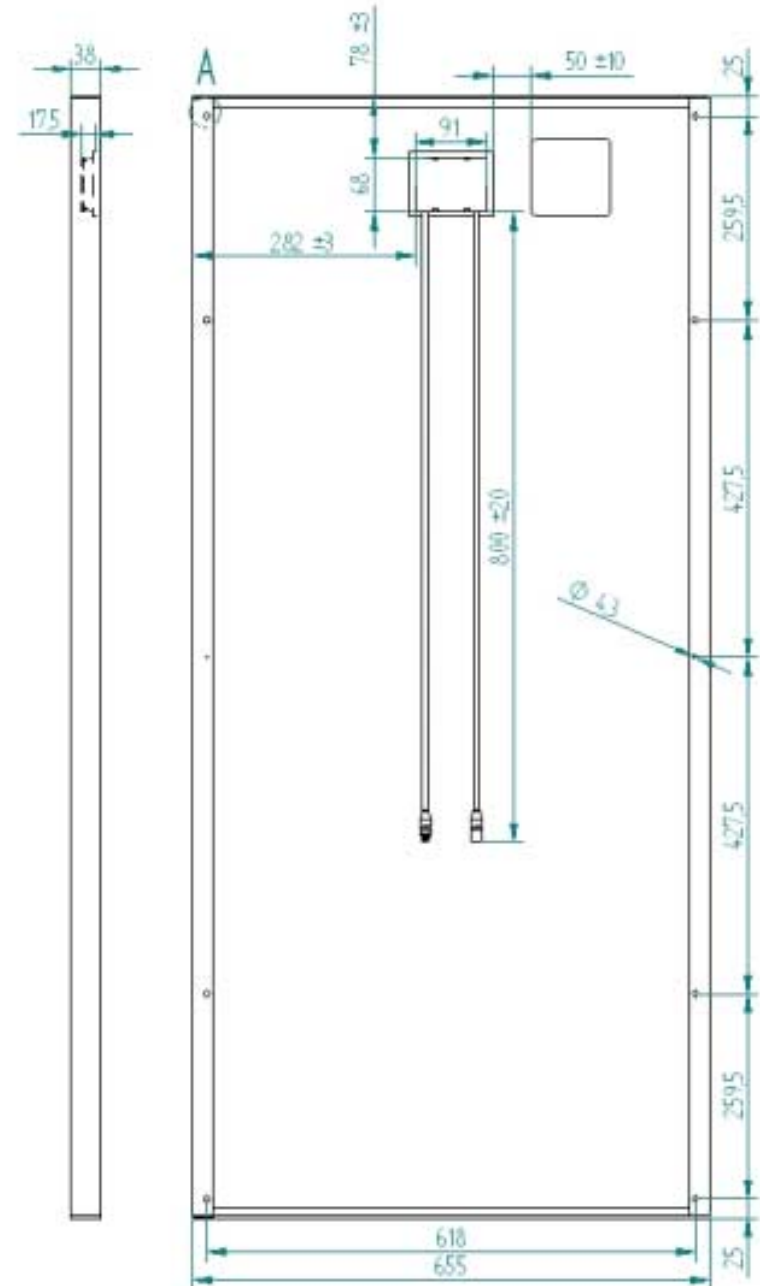
CABLES DETAILS



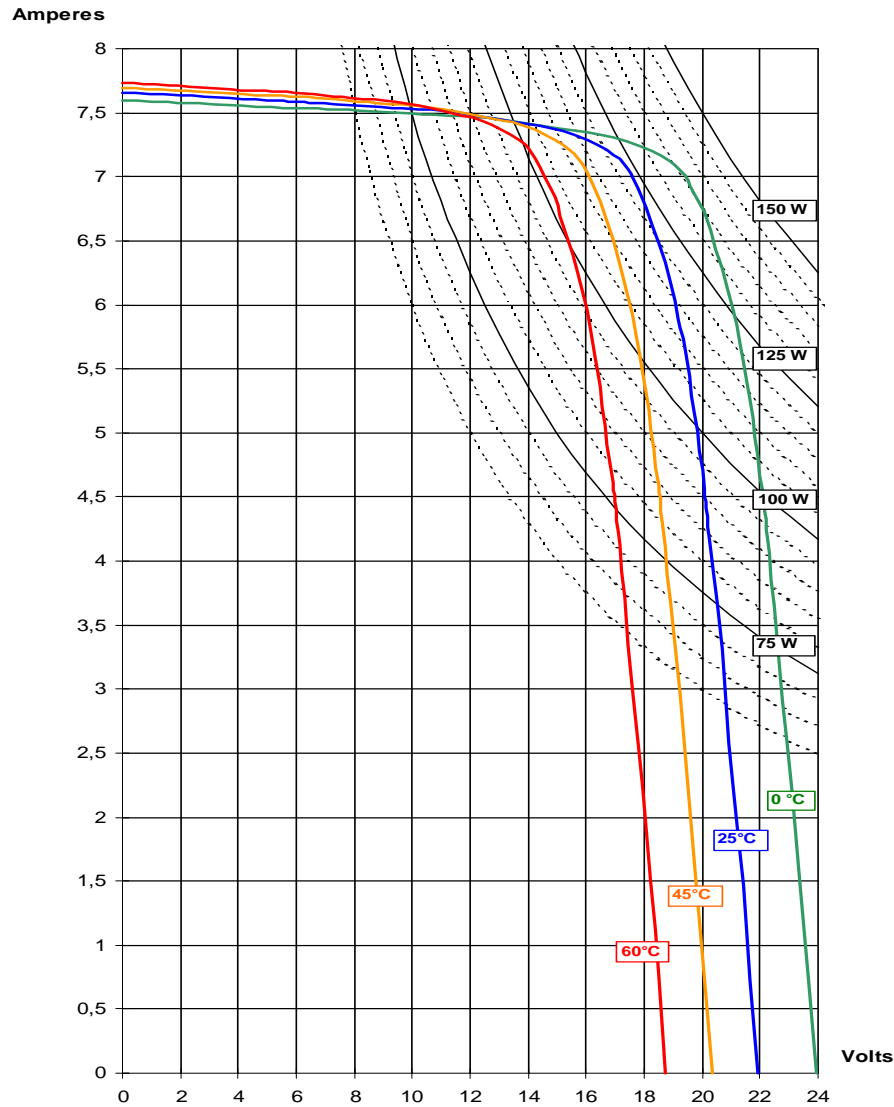
Ø 4 mm<sup>2</sup> cables



The module is protected by 4 schottky diodes (1 bypass diode per 18 cells)



$I=F(V)$  à  $E=1 \text{ kW/m}^2$ ,  $AM=1,5$  as a function of the junction temperature



$I=F(V)$  à  $T = 25^\circ\text{C}$  as a function of this irradiance  $E$  ( $\text{kW} / \text{m}^2$ ),  $AM 1,5$ .

